


WELCOME TO CRAPONNE VOCATIONAL HIGH SCHOOL

Increase safety
in the machining workshop



The **objective** of this presentation



- know about safety equipment and signs
- recognize hazards
- understand directions
- describe a live example


SAFETY EQUIPMENT



- Head protection
- Protective clothing
- Footwear
- Leather gloves
- Safety glasses
- Ear protection





SAFETY SIGNS



➔ **adequate warning of an unsafe situation**

- Shape / Color
- Picture / Symbol / Writing





RECOGNIZING HAZARDS



Hazard




possible result




if you don't follow safety procedures



UNDERSTANDING DIRECTIONS



WARNING AND DESCRIBING



Now let's be **specific** about our machining workshop with **live examples** !