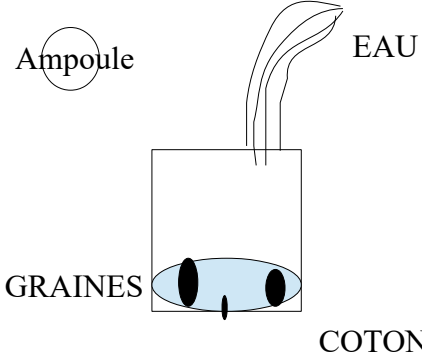
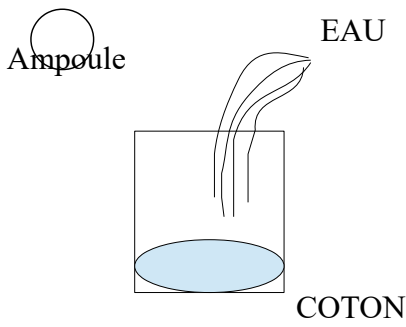
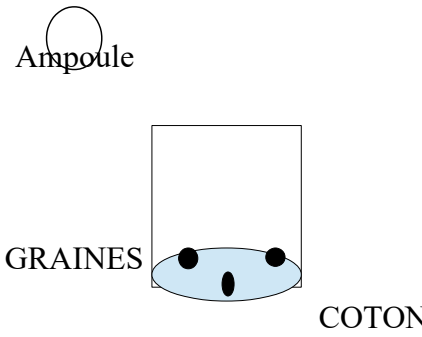
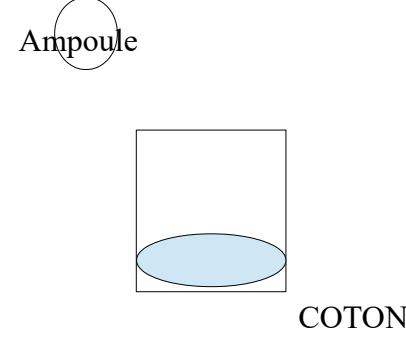
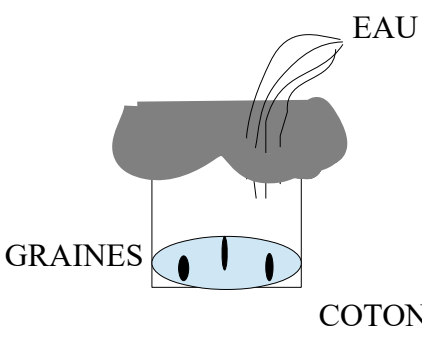
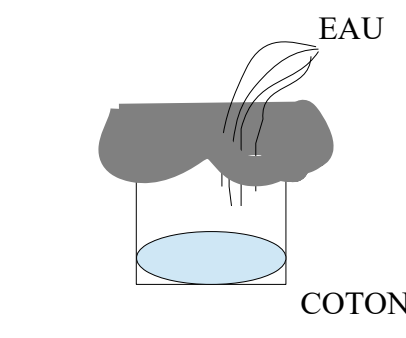
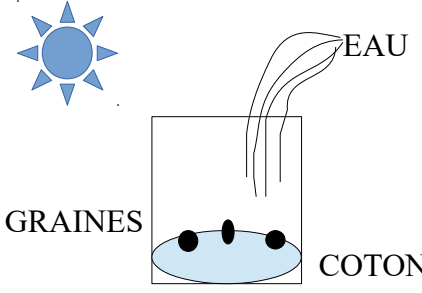
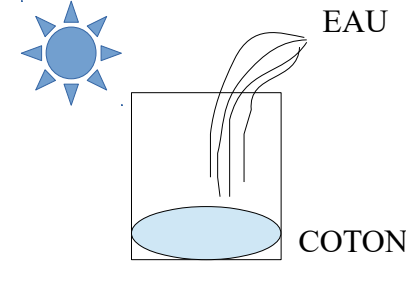
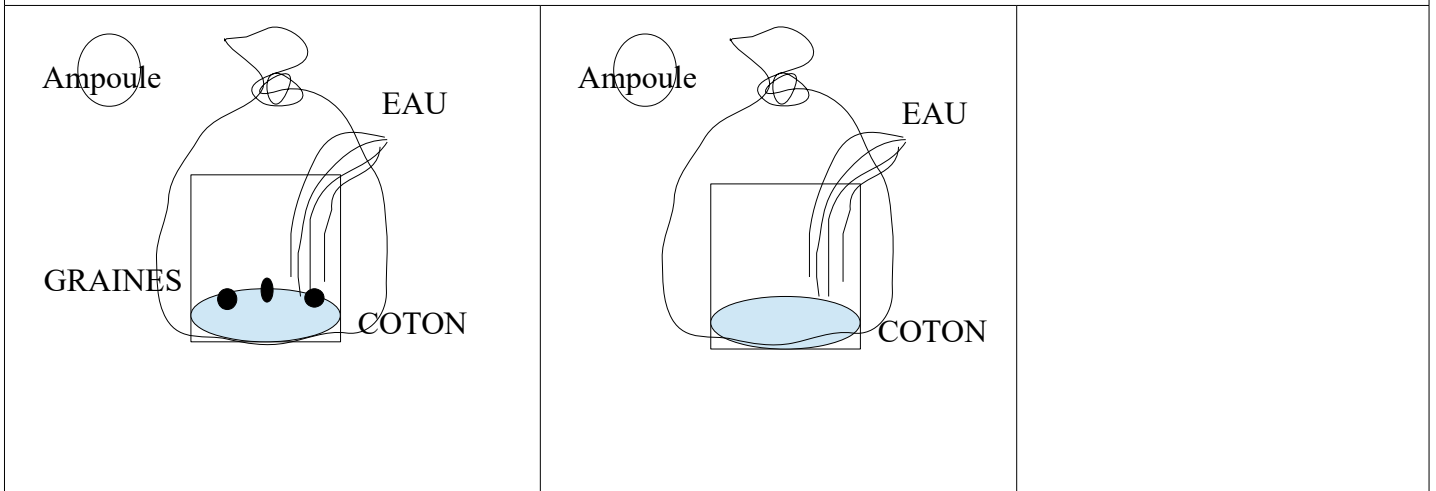


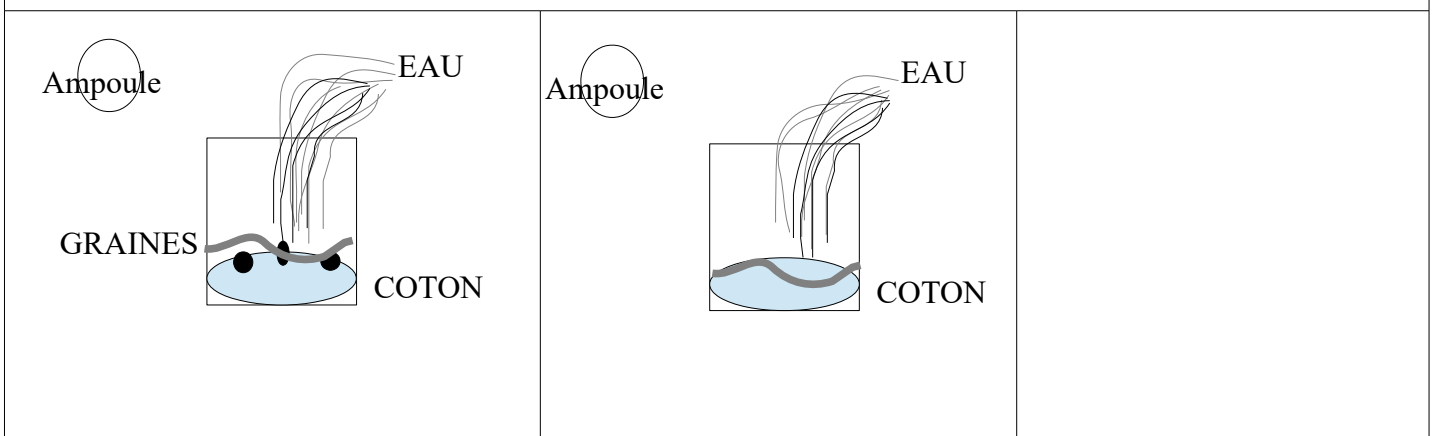
RESULTATS DE L'EXPERIENCE SUR LA CROISSANCE DES PLANTES

Plantation vendredi 23/02/18	Prise de mesures 13/02/18	Commentaires
1 - Lumière électrique + Eau + Air + Coton		
 <p>Ampoule</p> <p>EAU</p> <p>GRAINES</p> <p>COTON</p>	 <p>Ampoule</p> <p>EAU</p> <p>COTON</p>	
2 - Lumière électrique + Eau + Air + Coton		
 <p>Ampoule</p> <p>GRAINES</p> <p>COTON</p>	 <p>Ampoule</p> <p>COTON</p>	
3 - Lumière + Eau + Air + Coton		
 <p>EAU</p> <p>GRAINES</p> <p>COTON</p>	 <p>EAU</p> <p>COTON</p>	
4 - Lumière naturelle + Eau + Air + Coton		
 <p>EAU</p> <p>GRAINES</p> <p>COTON</p>	 <p>EAU</p> <p>COTON</p>	

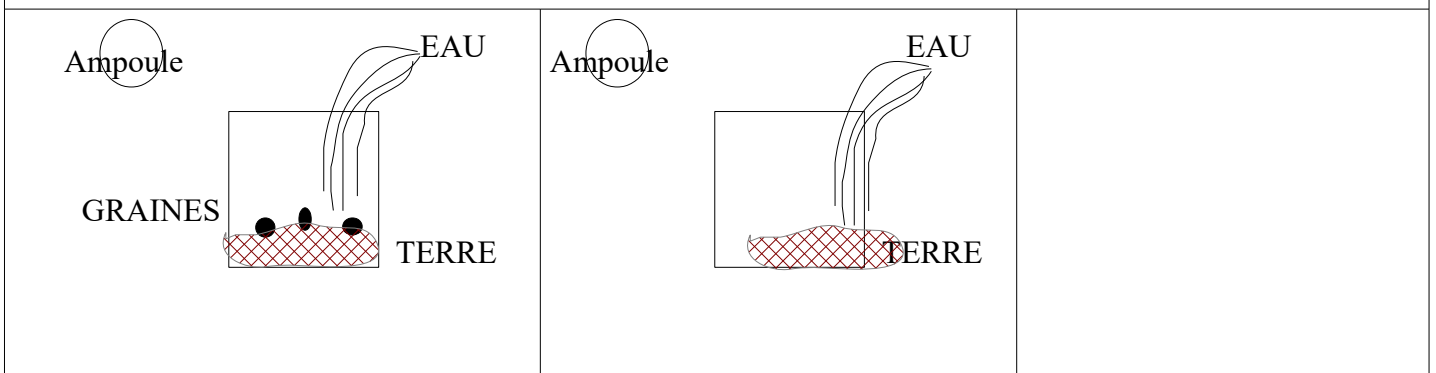
5 - Lumière électrique + Eau + ~~Air~~ + Coton



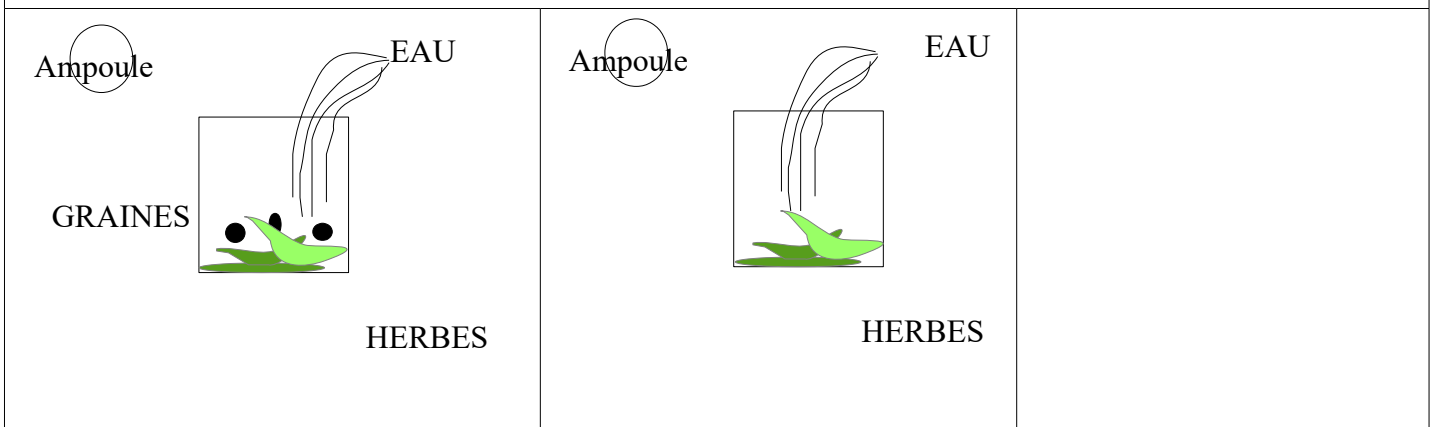
6 - Lumière électrique + Beaucoup d'eau + Air + Coton



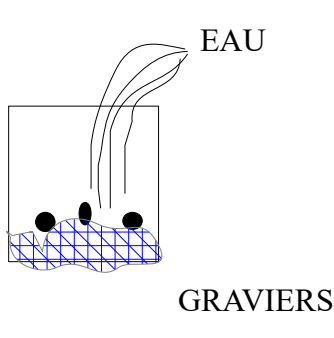
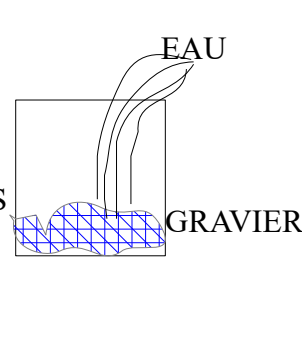
7 - Lumière électrique + Eau + Air + Terre



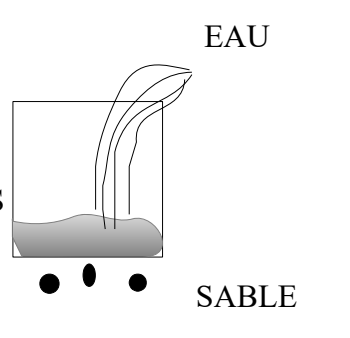
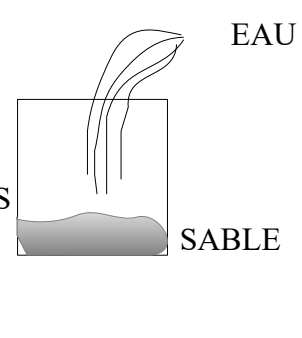
8 - Lumière électrique + Eau + Air + Herbes



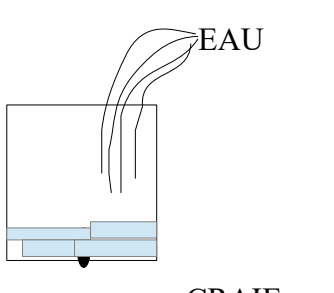
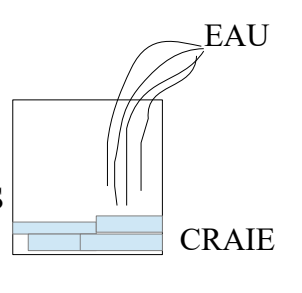
9 - Lumière électrique + Eau + Air + graviers

<p>Ampoule</p> <p>EAU</p> <p>GRAINES</p>  <p>GRAVIERS</p> <p>Detailed description: A square jar contains a layer of blue-hatched gravel at the bottom. Three black seeds are placed on top of the gravel. A glass bulb is positioned above the jar, with three lines representing water droplets falling from its base onto the seeds.</p>	<p>Ampoule</p> <p>EAU</p> <p>GRAINES</p>  <p>GRAVIERS</p> <p>Detailed description: A square jar contains a layer of blue-hatched gravel at the bottom. Three black seeds are placed on top of the gravel. A layer of water is shown between the seeds and the gravel. A glass bulb is positioned above the jar, with three lines representing water droplets falling from its base onto the seeds.</p>	
---	--	--

10 - Lumière électrique + Eau + Air + Sable

<p>Ampoule</p> <p>EAU</p> <p>GRAINES</p>  <p>SABLE</p> <p>Detailed description: A square jar contains a layer of grey sand at the bottom. Three black seeds are placed on top of the sand. A glass bulb is positioned above the jar, with three lines representing water droplets falling from its base onto the seeds.</p>	<p>Ampoule</p> <p>EAU</p> <p>GRAINES</p>  <p>SABLE</p> <p>Detailed description: A square jar contains a layer of grey sand at the bottom. A layer of water is shown between the seeds and the sand. A glass bulb is positioned above the jar, with three lines representing water droplets falling from its base onto the seeds.</p>	
--	--	--

11 - Lumière électrique + Eau + Air + Craie

<p>Ampoule</p> <p>EAU</p> <p>GRAINES</p>  <p>CRAIE</p> <p>Detailed description: A square jar contains a layer of light blue chalk at the bottom. Three black seeds are placed on top of the chalk. A glass bulb is positioned above the jar, with three lines representing water droplets falling from its base onto the seeds.</p>	<p>Ampoule</p> <p>EAU</p> <p>GRAINES</p>  <p>CRAIE</p> <p>Detailed description: A square jar contains a layer of light blue chalk at the bottom. A layer of water is shown between the seeds and the chalk. A glass bulb is positioned above the jar, with three lines representing water droplets falling from its base onto the seeds.</p>	
--	--	--