











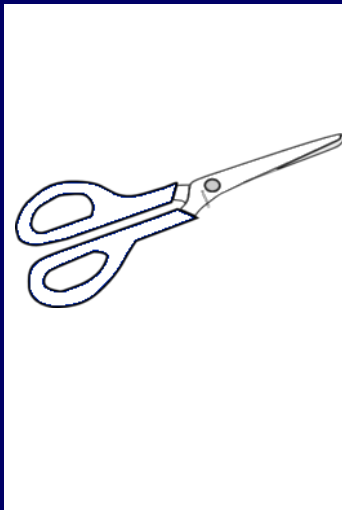




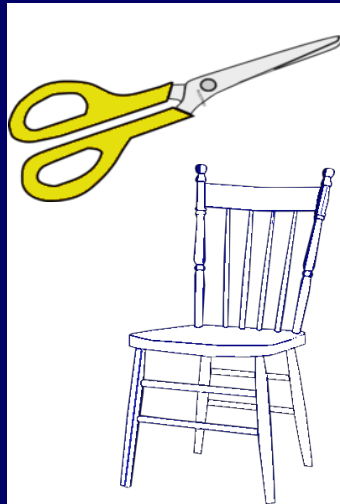





Cartes de base: pour le jeu niveau 1, n'en choisir que 3 à chaque fois. Pour le jeu niveau 2: prendre les 5;  
On peut utiliser les cartes ou les images rondes à coller sur des pions ronds pour faciliter leur préhension au cours du jeu (pions à fabriquer en collant plusieurs disques de carton épais les uns sur les autres par exemple...): là encore, 3 pions seulement au niveau 1, les 5 pions au niveau 2.





25 CARTES avec OBJET UNIQUE  
POUR JEU Niveau 1





60 CARTES avec  
2 OBJETS CHACUNE  
UNIQUE  
POUR JEU Niveau 2

